


NO HITTING



You could take deep breaths and think about the nice places you have been to, or the wonderful things you like doing.

If you feel sad, remember that you can...


REMEMBER to follow the rules.

12345678910




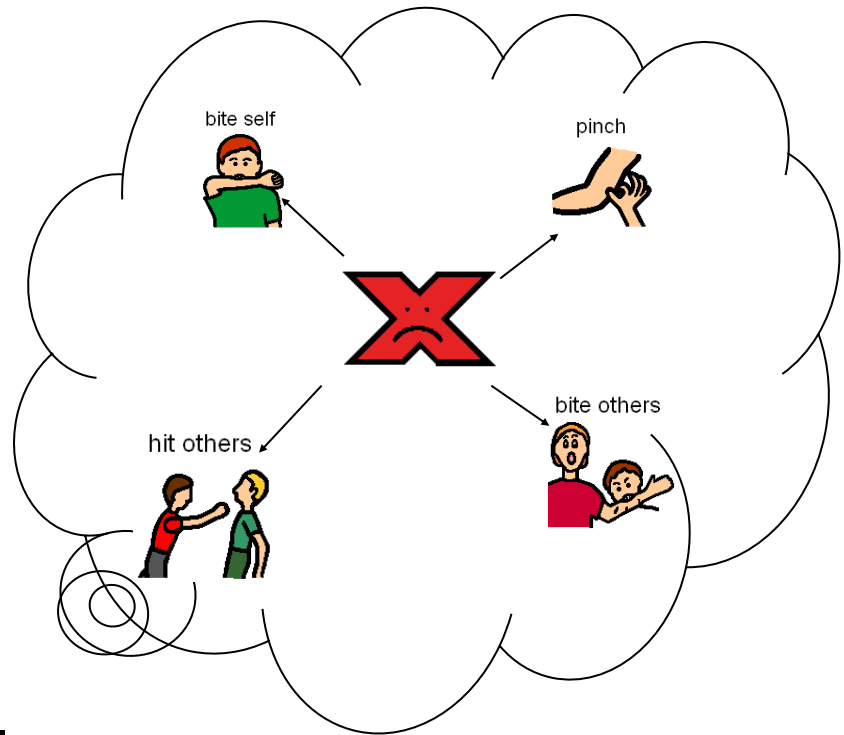
Social Story
By Autismade

Sometimes we get angry, especially when things go wrong or you're not allowed to do the things you want. It could be that you get mad when you're told to do something you don't want to do.




What ever it is that makes you
angry you must always remember
not to hit anyone.

Hitting,
biting, kicking are all very wrong
and all these hurt very much!

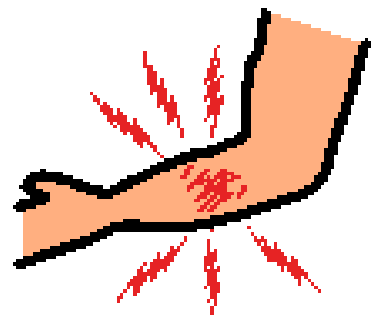

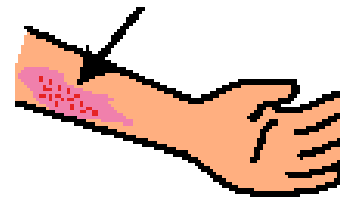



Behaving like this will also make
the people around you
very sad.

They may become
frightened, cry, shout or even
runaway from you.



If your temper gets out of control
and you hit someone
You could make a bruise or even
make them bleed.
Bruises and cuts are very painful



If you get angry REMEMBER to follow the being kind rules.



No Hitting!

No Biting!


No Kicking!

No Pinching


No Spitting





If you feel you are going to hurt
someone , always
remember that there are things you
can do instead.




You could take deep breaths and think about the nice places you have been to, or the wonderful things you like doing.









Moving away always helps, then
you could find a nice quiet spot,
get comfortable, count to 10,
relax and count again.



You could use words to say what's wrong or use your Communication Symbols if you need to explain why you are so upset and angry.





bak	lute	tloe
		
blom	ctea	varn
		
etm	oktr	levt
		



Any of these things can help you
follow the being kind rules
that all your teachers
like to see.

think




count



communicate




Kind hand means no hitting or
hurting anyone.
And no hitting will make your
teachers, your friends and your
family very happy.




No Hitting


Social Story Strip
By
Cool Classroom



If you get angry there are things to remember.




Never hit
Anyone
because its not
nice.

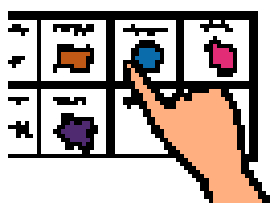


Hitting hurts!
hitting is not
the right thing
to do.

1 2 3 4 5 6 7 8 9 10



Instead, move
away, find a
quite spot and
count to 10.



Always use
your words or
symbols to say
what's upset
you.






Cut out Social story strip and laminate for durability. Can back with card for display or use as it is as a reminder of the behaviour you want to encourage.

Kind

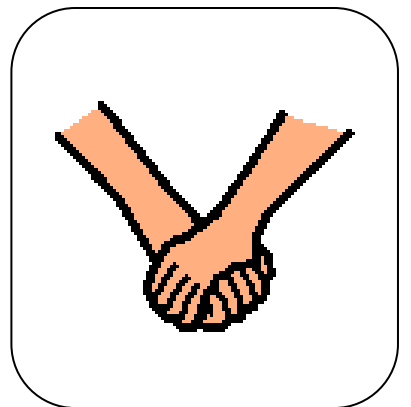







unkind





Sorting cards



Remember



No Hitting



Keep hands and feet to yourself








No yelling



work quietly



raise your hand



Good choice or bad choice



Empty rounded rectangular box for writing.



Empty rounded rectangular box for writing.




Empty rounded rectangular box for writing.

Good choice or bad choice



A large, empty rounded rectangular box for writing a response to the illustration above.



A large, empty rounded rectangular box for writing a response to the illustration above.



A large, empty rounded rectangular box for writing a response to the illustration above.

Good choice or bad choice



A large, empty rounded rectangular box for writing a response to the first illustration.



A large, empty rounded rectangular box for writing a response to the second illustration.



A large, empty rounded rectangular box for writing a response to the third illustration.

Good choice or bad choice




Empty rounded rectangular box for writing.




Empty rounded rectangular box for writing.




Empty rounded rectangular box for writing.




**Bad
choice**




**Bad
choice**



**Bad
choice**




**Bad
choice**



**Bad
choice**




**Good
choice**



**Bad
choice**



**Good
choice**



**Bad
choice**



**Good
choice**








**Good
choice**




**Good
choice**

I feel

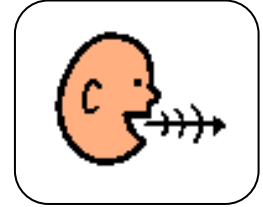


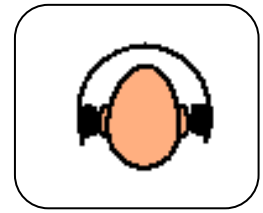

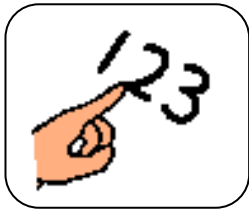


I need to

Has this helped



Instead I must



first	then

First-then boards are some of the simplest types of schedules that we use with students with autism and other disabilities. Simply put, it just presents what we need to do now (first) and what we will do next (then). It can be done with pictures, objects, in writing, or using apps, you can use pictures or write in the boxes provided.